

Scaled data based on original data using
LM-79-08 Approved Method: Electrical and Photometric Measurements of Solid-
State Lighting Products

Test Report Prepared for
Cooper Lighting Solutions
(formerly Eaton)

Brand: STREETWORKS

Report Number: P597357

Luminaire Tested: **PMM-SA3A-722-U-5WQ**

Issue Date: 5/27/2021

Test Information

Test Method: LM-79-08
Report Number: P597357
TEST IS SCALED FROM IESNA LM-79-08 TEST DATA (G2-1910-543-4)
Test Lab: INNOVATIONS CENTER
Issue Date: 5/27/2021
Manufacturer: COOPER LIGHTING SOLUTIONS (FORMERLY EATON)
Product Line: STREETWORKS
Catalog Number: PMM-SA3A-722-U-5WQ
Description: MESA POST TOP DECORATIVE LUMINAIRE. (3) LIGHTSQUARES WITH 16 LEDS EACH AND TYPE V WIDE OPTICS.
Light Source: -
Ballast/Driver: ELECTRONIC DRIVER

Summary

Lumens per Lamp: N/A
Luminaire Lumens: 9250 lumens
Efficiency: N/A
Efficacy: 96.4 lumens/watt
Luminous Opening: Rectangular (W 1' x L: 1' x H: 0')
IES Classification: Type V - Short
BUG Rating: B4 - U0 - G2

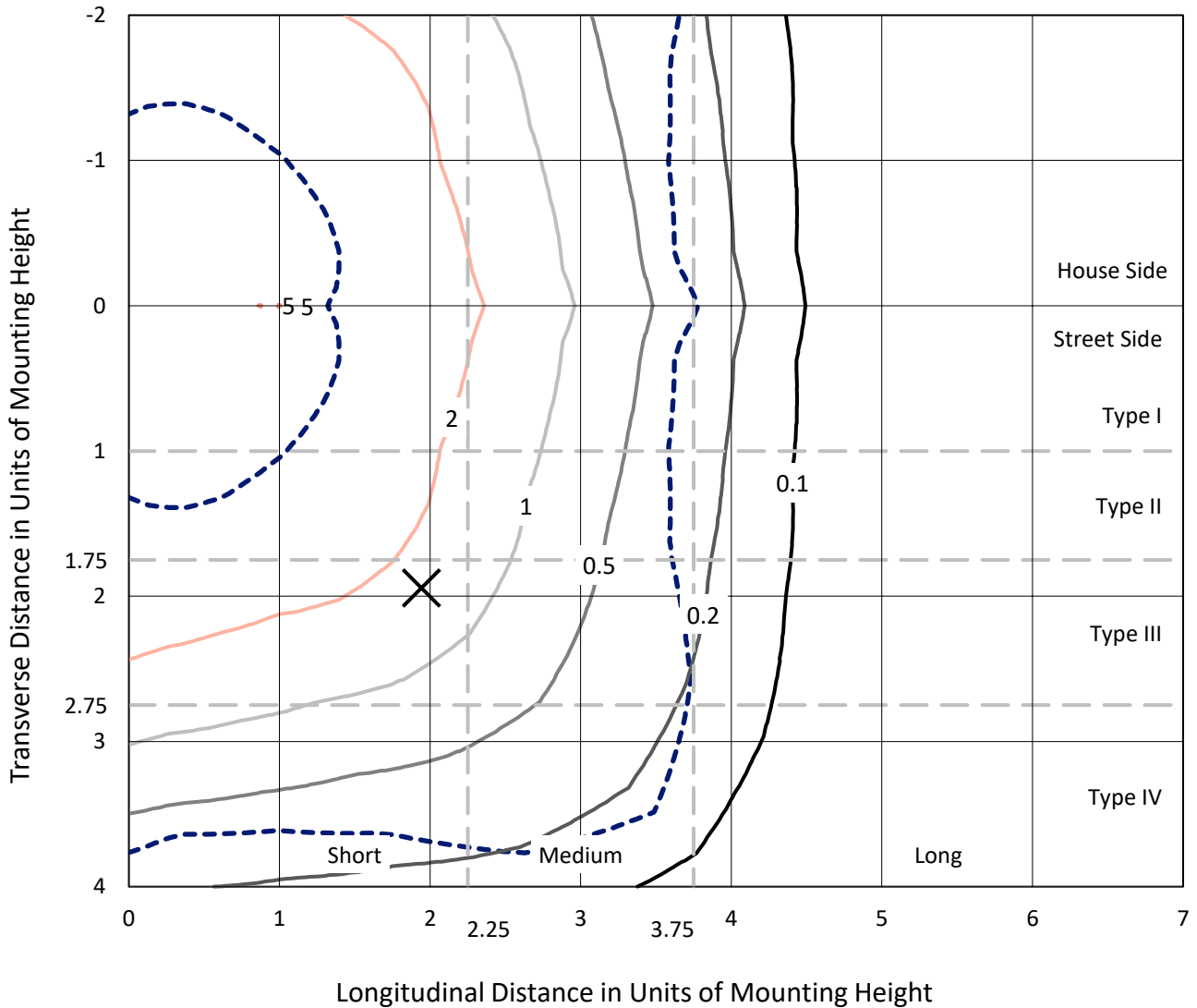
Input Watts (W): 96
Input Voltage (V): NR
Input Current (Ain): NR
Voltage Rise (V): NR
Power Factor: NR
Total Harmonic Distortion (THDi): NR
Frequency (hertz): 60
Stabilization Time: NR
Operation Time: NR
Ambient Temperature (°C): NR
Test Distance: 28.75 FT



REPORT NUMBER: P597357
 CATALOG NUMBER: PMM-SA3A-722-U-5WQ

Iso-Footcandle Lines of Horizontal Illumination

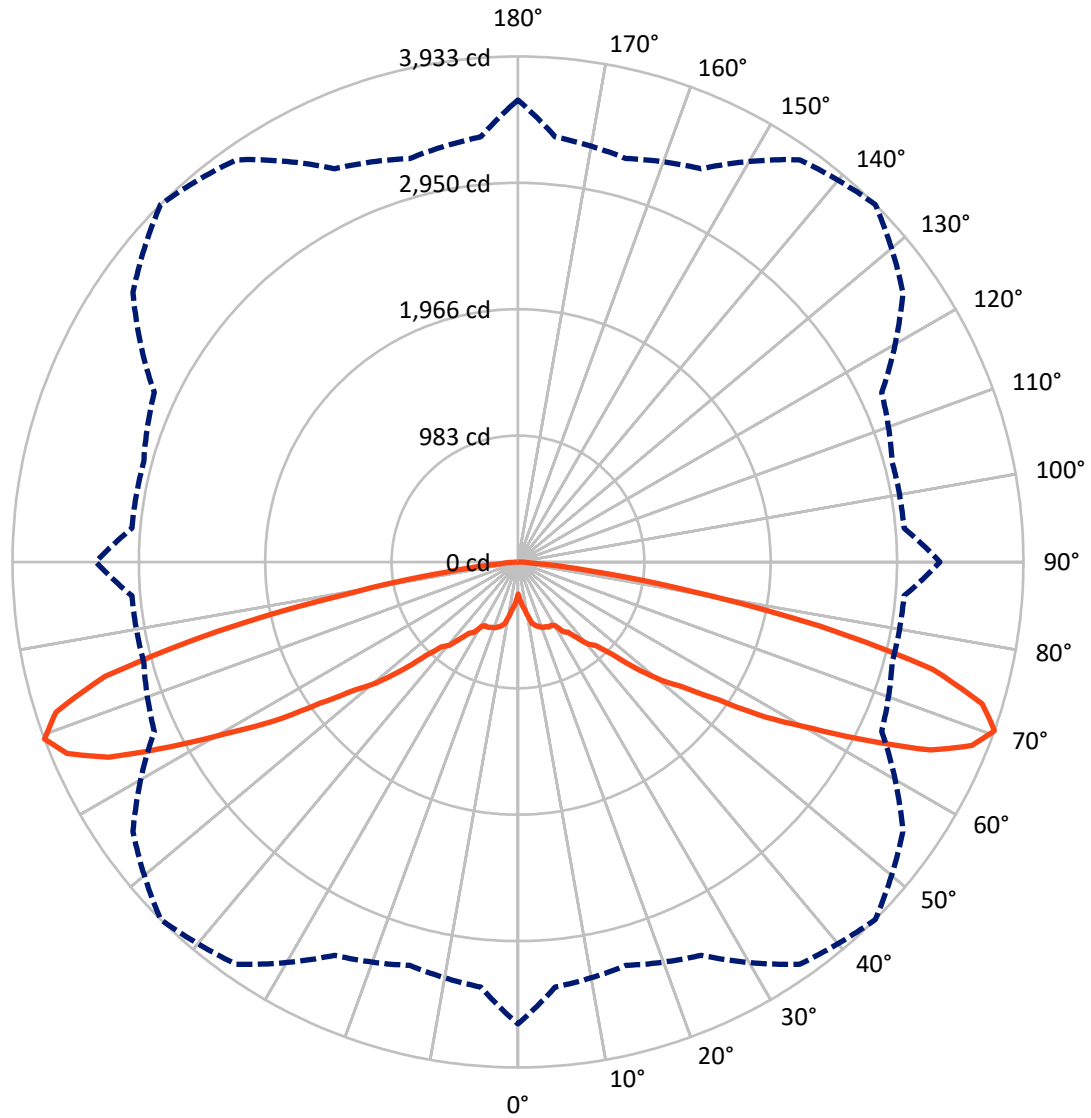
✕ Max cd
 - - - 1/2 Max cd



Based on 10 foot mounting height. Maximum calculated value = 5 fc
 Type V - Short - N/A

REPORT NUMBER: P597357
CATALOG NUMBER: PMM-SA3A-722-U-5WQ

Luminous Intensity Polar Plot



— Vertical Plane Through 45-Deg Lateral - - - Horizontal Cone Through 70-Deg Vertical

REPORT NUMBER: P597357

CATALOG NUMBER: PMM-SA3A-722-U-5WQ

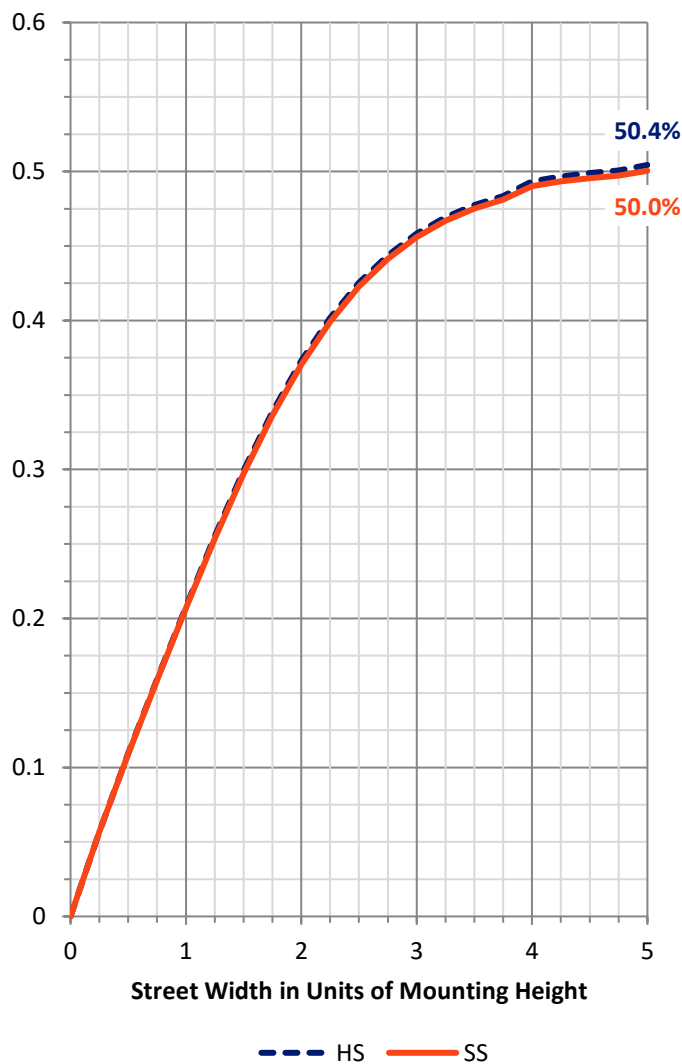
FLUX DISTRIBUTION:

		Downward	Upward	Total
House Side	Lumens	4625.0	0.0	4625.0
	% Fixture	50.0	0.0	50.0
Street Side	Lumens	4625.0	0.0	4625.0
	% Fixture	50.0	0.0	50.0
Total	Lumens	9250.0	0.0	9250.0
	% Fixture	100.0	0.0	100.0

ZONAL LUMENS:

Zone	Lumens	% Fixture
0°-10°	36.4	0.4
10°-20°	145.6	1.6
20°-30°	275.3	3.0
30°-40°	479.5	5.2
40°-50°	916.7	9.9
50°-60°	1777.5	19.2
60°-70°	3112.5	33.6
70°-80°	2339.2	25.3
80°-90°	167.4	1.8
90°-100°	0.0	0.0
100°-110°	0.0	0.0
110°-120°	0.0	0.0
120°-130°	0.0	0.0
130°-140°	0.0	0.0
140°-150°	0.0	0.0
150°-160°	0.0	0.0
160°-170°	0.0	0.0
170°-180°	0.0	0.0
0°-90°	9250.0	100.0
0°-180°	9250.0	100.0

Coefficient of Utilization



REPORT NUMBER: P597357

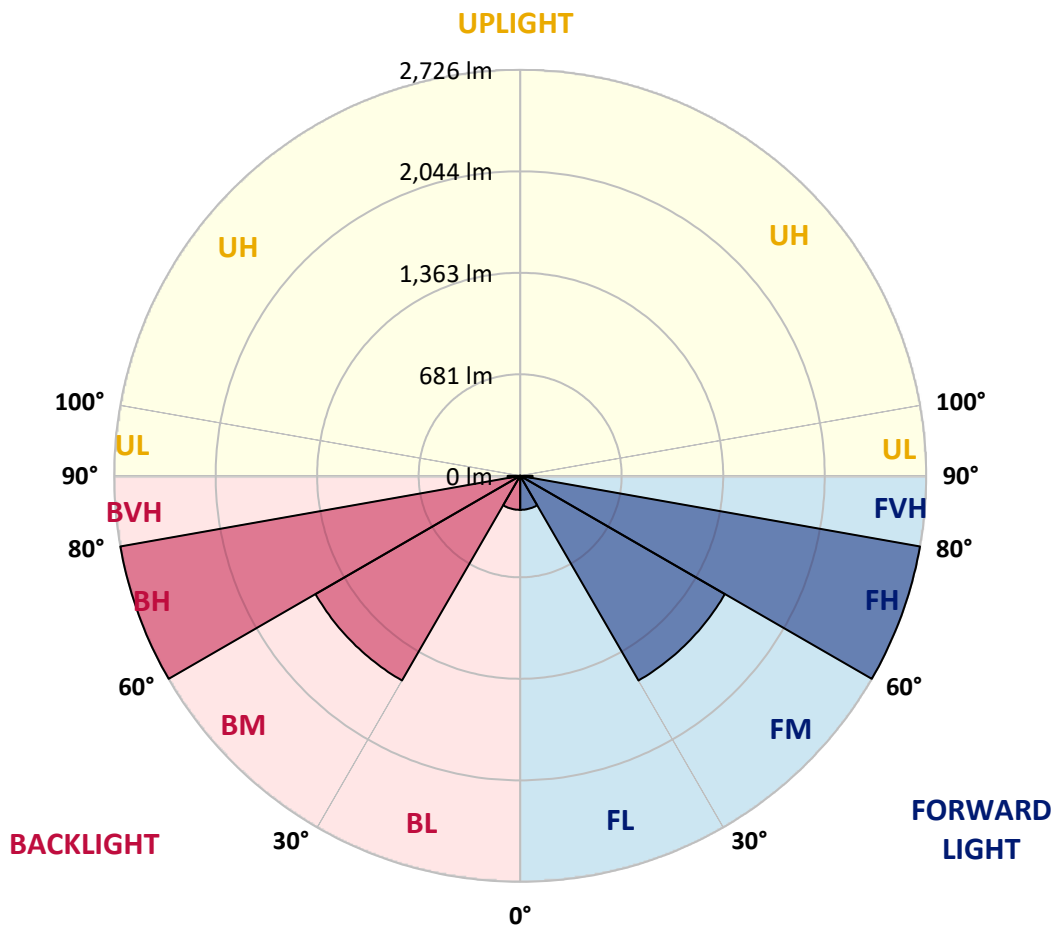
CATALOG NUMBER: PMM-SA3A-722-U-5WQ

LUMINAIRE CLASSIFICATION SYSTEM LUMEN TABLE AND BUG RATING:

Zone	Lumens	% Fixture	Zone Rating/Lumen Limit		
			B	U	G
FL (0°-30°)	228.6	2.5			
FM (30°-60°)	1586.8	17.2			
FH (60°-80°)	2725.8	29.5			G2/5000
FVH (80°-90°)	83.7	0.9			G1/100
BL (0°-30°)	228.6	2.5	B1/500		
BM (30°-60°)	1586.8	17.2	B2/2500		
BH (60°-80°)	2725.8	29.5	B4/5000		G2/5000
BVH (80°-90°)	83.7	0.9			G1/100
UL (90°-100°)	0.0	0.0		U0/0	
UH (100°-180°)	0.0	0.0		U0/0	

BUG Rating: B4-U0-G2

Type V Short





REPORT NUMBER: P597357
 CATALOG NUMBER: PMM-SA3A-722-U-5WQ

CANDELA DISTRIBUTION (FULL):

	0°	5°	15°	25°	35°	45°	55°	65°	75°	85°	90°
0°	250.1	250.1	250.1	250.1	250.1	250.1	250.1	250.1	250.1	250.1	250.1
2.5°	304.3	299.6	284.9	285.6	292.5	293.2	293.9	284.9	282.8	301.1	302.1
5°	386.5	375.7	364.9	360.6	354.2	336.2	356.0	358.1	362.4	376.4	382.9
7.5°	441.4	428.1	413.4	404.4	386.8	372.1	388.3	401.5	410.2	425.9	434.9
10°	451.8	443.9	443.2	427.4	424.2	429.5	428.5	428.8	441.7	442.1	447.5
12.5°	484.4	490.2	479.1	473.7	476.9	490.2	479.4	474.7	478.0	492.7	486.6
15°	527.1	534.0	517.1	508.5	499.9	512.4	501.3	509.6	520.0	530.7	525.3
17.5°	574.5	574.9	551.9	520.0	527.5	529.3	525.3	518.5	548.3	574.1	571.6
20°	600.3	600.0	560.5	517.1	539.3	543.3	539.7	516.4	561.2	596.8	595.7
22.5°	626.9	619.0	571.6	536.5	544.7	548.0	539.7	537.5	571.6	621.2	620.8
25°	641.3	648.1	596.0	574.1	567.3	559.8	567.0	570.6	603.2	651.7	637.7
27.5°	686.1	675.0	603.2	601.1	586.7	556.9	581.7	599.3	601.1	679.3	693.6
30°	726.7	731.0	635.5	638.7	612.5	574.9	613.3	641.3	646.6	731.7	730.2
32.5°	769.7	771.5	692.9	659.6	648.4	647.0	632.3	656.7	699.0	767.2	770.1
35°	835.0	849.7	744.2	699.4	685.4	671.0	684.0	705.8	745.3	847.6	840.4
37.5°	984.7	961.3	855.8	762.9	753.6	747.8	758.2	774.0	854.8	963.9	997.2
40°	1089.1	1078.0	934.4	868.0	809.2	840.1	815.6	876.7	943.4	1078.7	1100.2
42.5°	1250.9	1201.4	1053.9	971.7	910.7	888.9	902.5	982.2	1067.2	1217.9	1260.3
45°	1406.3	1329.9	1203.6	1131.1	1038.5	1015.5	1033.8	1127.5	1225.8	1344.9	1419.6
47.5°	1564.9	1486.0	1347.1	1242.3	1166.6	1235.1	1175.2	1264.2	1362.2	1500.7	1567.1
50°	1729.6	1642.1	1505.0	1390.9	1384.4	1445.1	1373.3	1418.9	1509.7	1653.2	1731.4
52.5°	1918.7	1824.4	1687.3	1610.1	1625.2	1621.3	1606.9	1598.6	1688.0	1829.0	1922.0
55°	2143.7	2041.8	1932.4	1896.8	1938.5	1893.6	1914.8	1911.9	1924.8	2025.7	2134.4
57.5°	2415.7	2300.5	2190.7	2182.8	2236.3	2278.7	2241.0	2186.8	2164.2	2262.1	2386.7
60°	2758.4	2617.0	2496.5	2471.7	2624.2	2623.9	2589.8	2468.5	2459.9	2570.7	2720.7
62.5°	3137.0	2964.8	2833.1	2793.6	3032.6	3059.5	2953.3	2735.8	2780.3	2869.7	3047.7
65°	3458.5	3251.5	3128.7	3118.0	3410.1	3528.9	3294.2	2996.7	3011.0	3085.3	3278.0
67.5°	3668.1	3418.7	3321.1	3373.1	3736.3	3810.5	3592.4	3171.1	3120.1	3151.0	3381.4
70°	3594.5	3320.4	3250.0	3376.3	3820.6	3932.9	3656.6	3122.3	3013.9	3015.4	3283.1
72.5°	3037.2	2776.4	2809.7	3041.5	3621.1	3778.6	3359.5	2820.1	2598.4	2593.0	2835.9
75°	2008.4	1834.0	1965.7	2327.1	3010.3	3332.6	2783.5	2210.5	1932.4	1841.9	2029.6
77.5°	878.4	856.2	967.1	1375.4	2052.2	2401.7	1994.1	1444.0	1051.0	874.1	954.9
80°	235.4	230.4	289.2	521.8	999.0	1322.7	1079.0	575.9	300.7	218.9	232.2
82.5°	85.8	87.9	107.3	146.0	329.1	556.9	358.5	168.3	113.8	93.3	93.3
85°	37.3	36.2	52.0	58.5	89.7	126.0	103.0	71.4	57.4	43.1	41.3
87.5°	10.0	12.6	17.6	18.3	23.3	19.0	27.3	25.1	21.5	15.1	12.2
90°	0.0	0.0	0.0	0.0	0.0	0.0	0.0	0.0	0.0	0.0	0.0

(END OF REPORT)